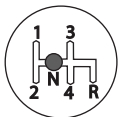


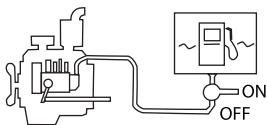


# Startwell Starter

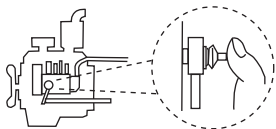
## OPERATING INSTRUCTIONS



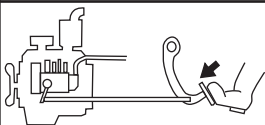
Ensure gearbox is in neutral position (for tractors & forklifts etc.)



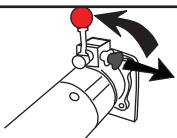
Ensure fuel is on



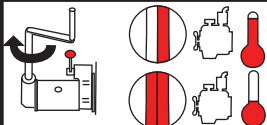
Set excess fuel if required (in-line pumps only)



Set throttle to between 1/2 and 3/4 open

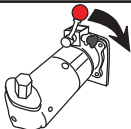


Pull the knob  
Trip lever automatically returns to RESET position

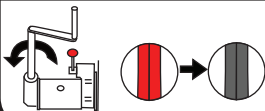


Wind clockwise to load  
White spring - warm engine

Red Spring - cold engine



Operate trip-lever to start engine



To unwind starter rotate handle anti-clockwise until green springs are visible

### Slow Cranking

To crank engine slowly for adjustments set trip-lever to RESET position, wind handle two turns and operate trip-lever then continue winding

## CAUTION

**DO NOT DISMANTLE OR REMOVE STARTER FROM ENGINE UNLESS FULLY UNWOUND**